

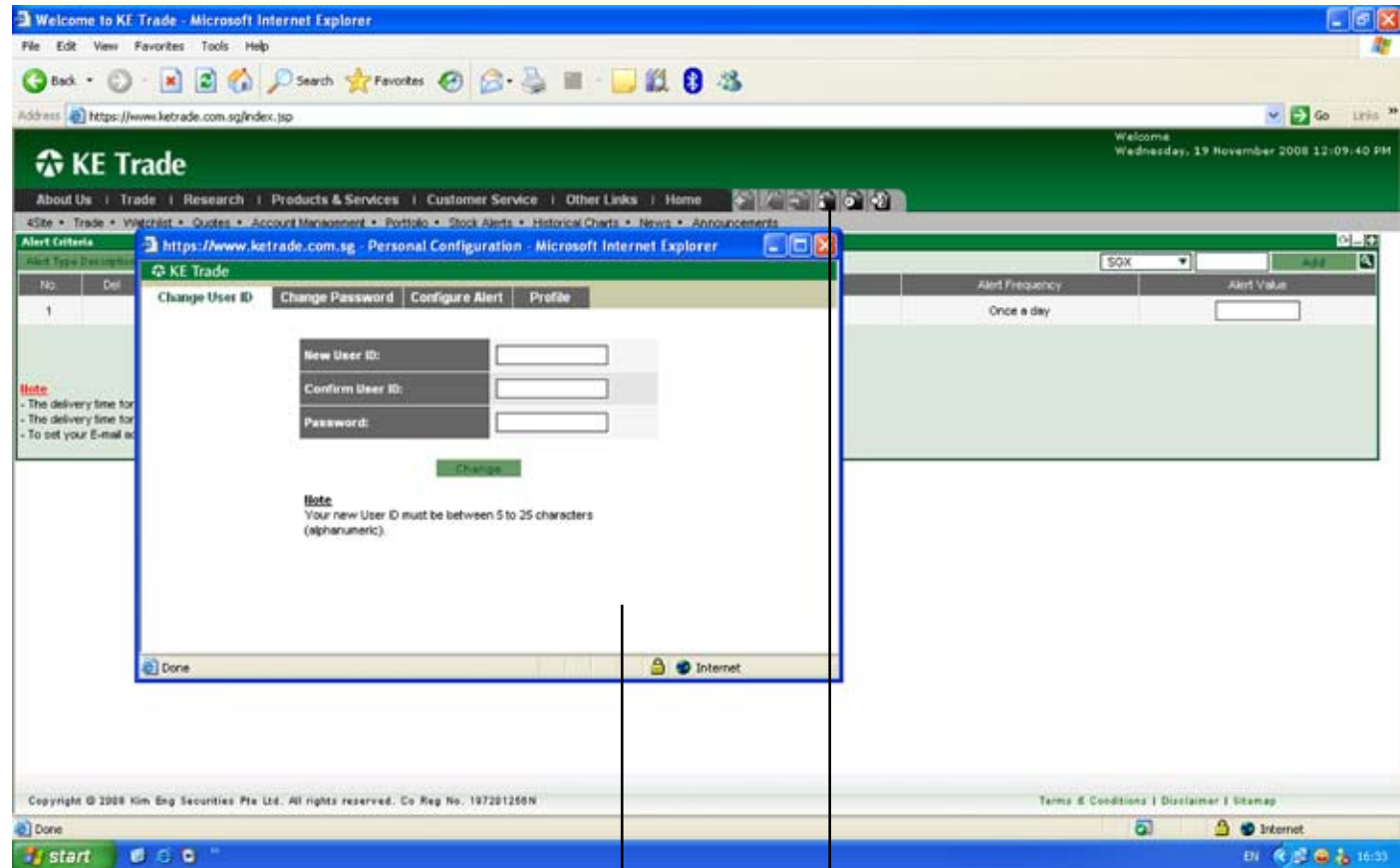
# 16

## PERSONAL CONFIGURATION

### Features

- Change your User ID and password
- Activate your email address and mobile number to receive stock alerts / trade alerts
- View PROFILE to see your:
  - (a) trading limit;
  - (b) trading representative details;
  - (c) account details;
  - (d) personal details; and
  - (e) set your default landing page

Click on the PERSONAL CONFIGURATION icon  .



Personal Configuration Icon

Personal Configuration Pop-up

# 16

# PERSONAL CONFIGURATION

## 16.1 Change User ID

## 16.2 Change Password

Change User ID Pop-up

Click On "**CHANGE**"  
Button To Change User ID

Enter New User ID

Enter To Confirm New User ID

Enter Password to Change

Change Password Pop-up

Click On "**CHANGE**"  
Button To Change Password

Enter Current Password

Enter New Password

Enter To Confirm New Password

# 16

## PERSONAL CONFIGURATION

### 16.3 Configure Alert

Configure Alert Pop-up

Click on **"SAVE"** Button To Save Mobile Number And Email Address

Enter Mobile Number to Receive Alerts

Enter Email Address to Receive Alerts

Click On **"SEND TEST ALERTS"** Button To Test Stock Alerts Through Mobile, Email, Or Web

You can also choose to send a test alert to check that stock alerts can be received by the email address and the mobile phone number which you have keyed in by clicking **Send Test Alert** Button .

Click On **"SEND TEST ALERT"** Button

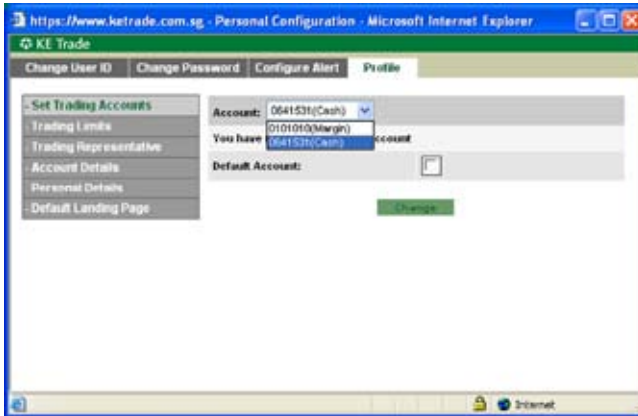
Select Test Alert Message Through Mobile, Email, Or web

# 16

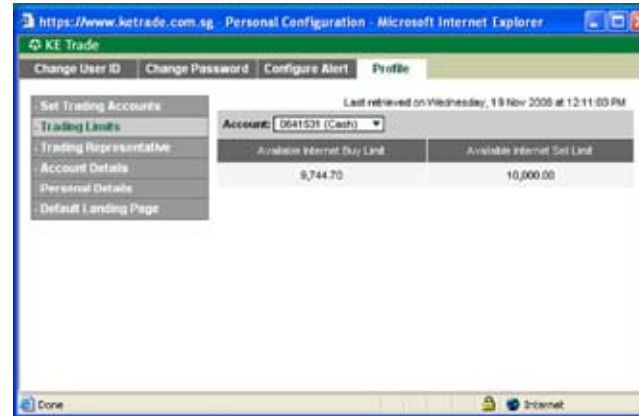
# PERSONAL CONFIGURATION

## 16.4 Profile

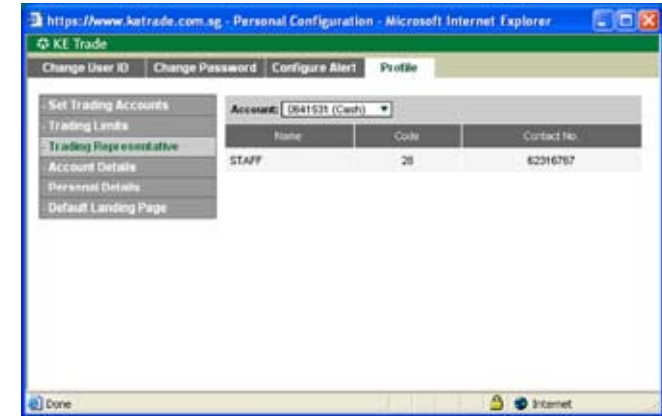
### Set Trading Accounts



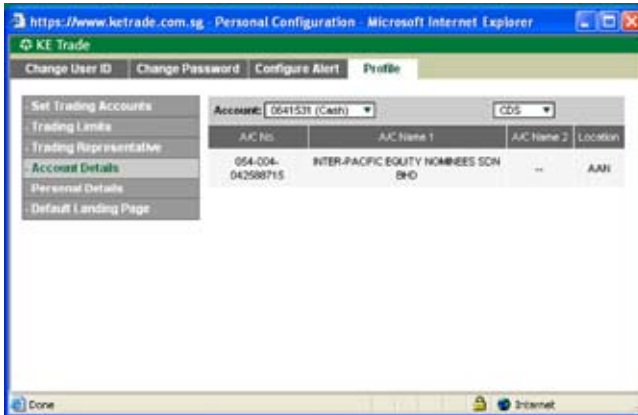
### Trading



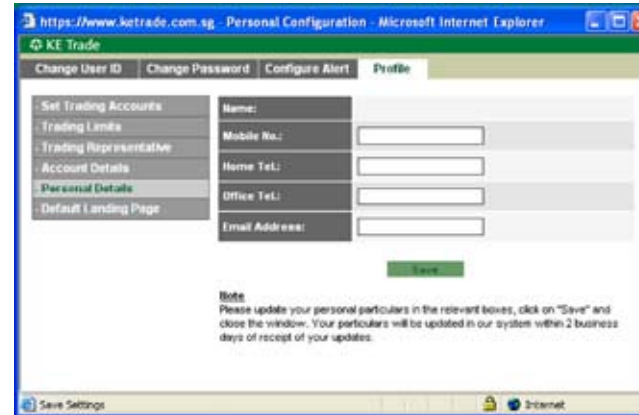
### Trading Representative



### Account Details



### Personal Details



### Default Landing Page

